



GERARD®
KRATKE UPUTE
ZA MONTAŽU
KROVNIH PLOČA

KROVNE PLOČE GERARD

GERARD KLASIK



Dužina ploče: 1320mm
Pokrivna dužina: 1265mm
Pokrivna širina: 369mm
Br. krovnih ploča/m²: 2.14
Masa/m²: 6,21kg
Najmanji nagib: 12° (21%)

GERARD DIAMANT



Dužina ploče: 1345mm
Pokrivna dužina: 1270mm
Pokrivna širina: 398mm
Br. krovnih ploča/m²: 1.98
Masa/m²: 5,90kg
Najmanji nagib: 14° (25%)

GERARD BIBER



Dužina ploče: 1330mm
Pokrivna dužina: 1250mm
Pokrivna širina: 367mm
Br. krovnih ploča/m²: 2,18
Masa/m²: 6,56kg
Najmanji nagib: 12° (21%)

GERARD LIČKA ŠINDRA



Dužina ploče: 1330mm
Pokrivna dužina: 1250mm
Pokrivna širina: 371mm
Br. krovnih ploča/m²: 2,16
Masa/m²: 6,58kg
Najmanji nagib: 15° (27%)

GERARD KANADSKA ŠINDRA



Dužina ploče: 1330mm
Pokrivna dužina: 1260mm
Pokrivna širina: 369mm
Br. krovnih ploča/m²: 2,15
Masa/m²: 6,34kg
Najmanji nagib: 15° (27%)

GERARD JADRAN



Dužina ploče: 1335mm
Pokrivna dužina: 1215mm
Pokrivna širina: 369mm
Br. krovnih ploča/m²: 2,23
Masa/m²: 6,47kg
Najmanji nagib: 12° (21%)

PAROPROPUSNA FOLIJA I LETVE

SKLADIŠTENJE

Krovne ploče i dodatne elemente treba čuvati na drvenim paletama prekrivene plastičnom folijom.

NESTANDARDNI ELEMENTI

Preporučamo vam da kod montaže nestandardnih elemenata ili žljebova iznad nivoa krova NE koristite materijale koji mogu izazvati koroziju pokrova (npr. bakar, nehrđajući čelik...).

HODANJE PO KROVU

Po krovu hodajte po poprečnim letvama, i to po udubljenim dijelovima krovnih ploča kako bi spriječili eventualnu deformaciju pokrova.

REZANJE KROVNIH PLOČA

Kod rezanja krovnih ploča pilom za metal, koju je odobrio ROOFTG, treba koristiti posebni rezni alat za metal s ojačanim zupcima. Prilikom rezanja, stranu s kamenim granulatom treba okrenuti prema dolje kako bi se dodir kamenih čestica s listom pile sveo na minimum.

MOKRI POKROV

Uslijed mogućnosti oštećenja kamenog granulata, rad na mokrom pokrovu i hodanje po njemu nisu dopušteni.

LETVE

Preporučena dimenzija kontraletvi (uzdužnih letvi) iznosi 50 x 80mm.

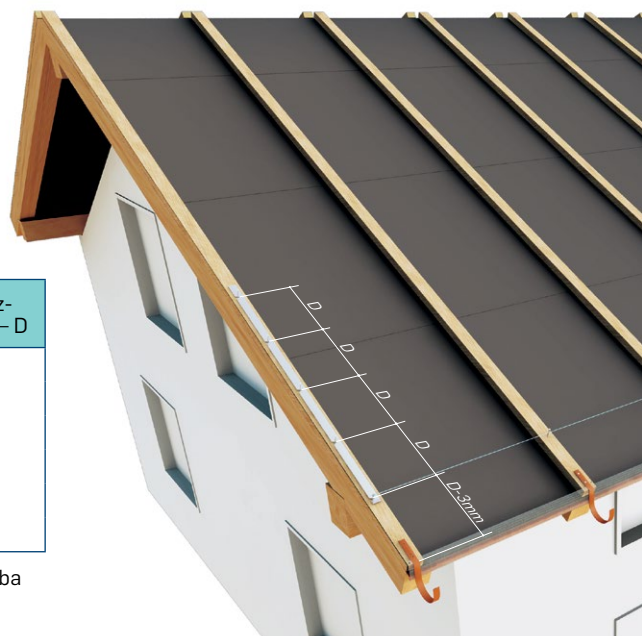

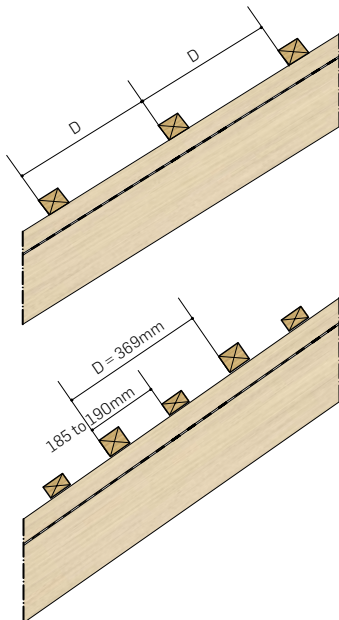
Preporučena dimenzija krovni letvi (poprečnih letvi) iznosi 40 x 50mm (razmak između rogova mora biti manji od 900mm).

LOKALNE NORME

Preporučujemo da se uvijek i u potpunosti poštuju lokalne građevinske norme i propisi.


RUKOVANJE

Krovni pločama treba pažljivo rukovati kako bi se spriječilo eventualno oštećenje kamenog granulata. U slučaju manjih oštećenja upotrijebite pribor za popravak.



Krovni pokrovi	Razmak između letvi – D
Diamant	398mm
Klasik	369mm
Biber	367mm
Lička šindra	371mm
Kanadska šindra*	369mm
Jadran	369mm

* Kod pokrova Kanadska šindra treba montirati međuletve



PAROPROPUSNA FOLIJA I LETVE


SLJEMENSKA LETVA



ČEONI OBRUB




GREBENSKA LETVA




OKAPNA LETVA



KROVNA UVALA

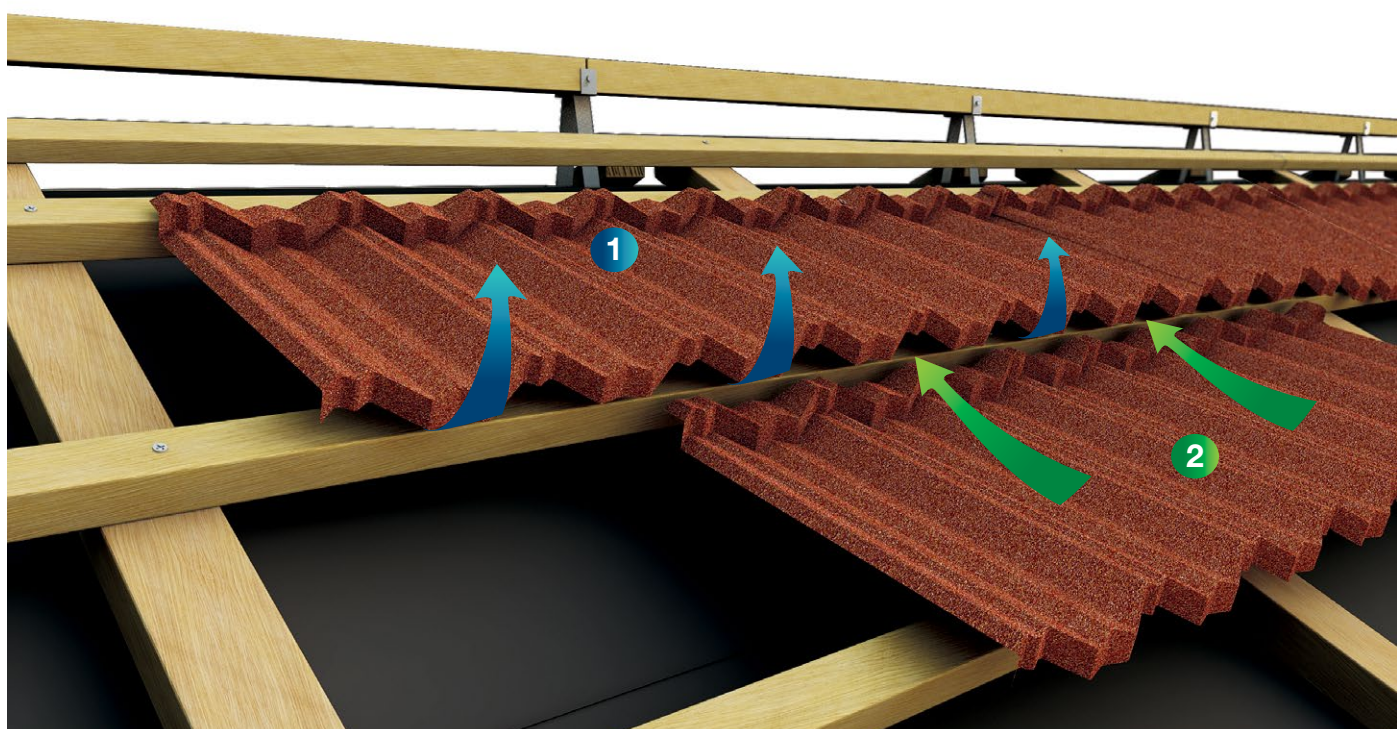


Varijanta 1

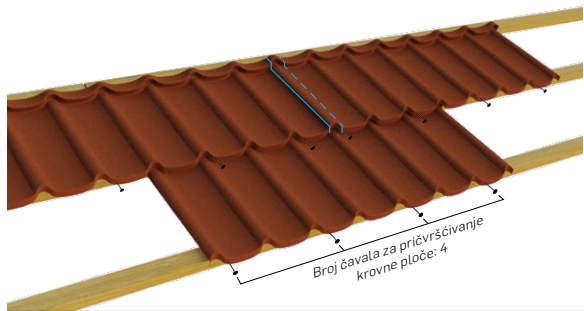


Varijanta 2

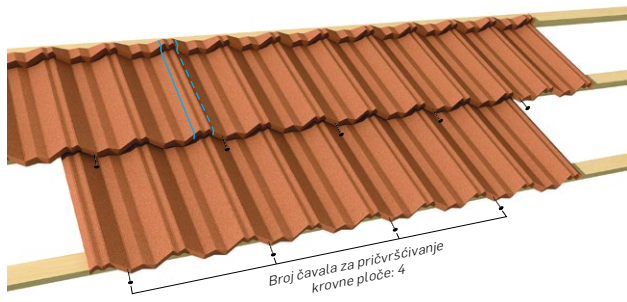
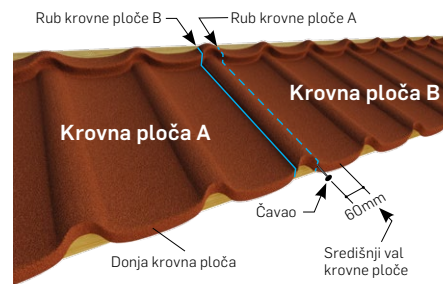
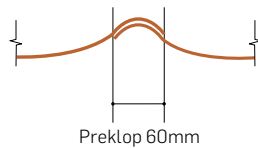
NALIJEKANJE KROVNIH PLOČA



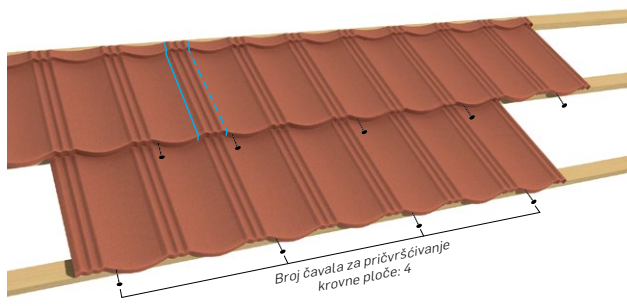
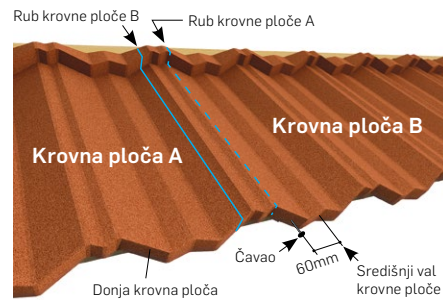
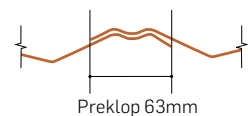
POLOŽAJ ČAVALA



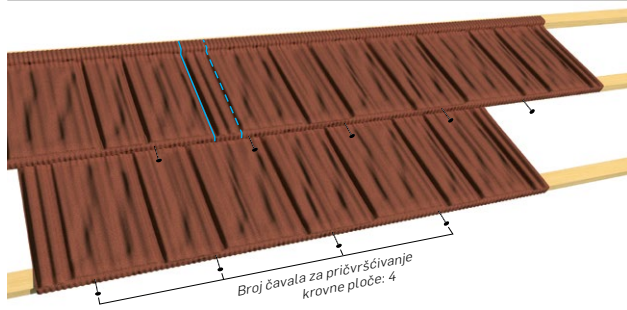
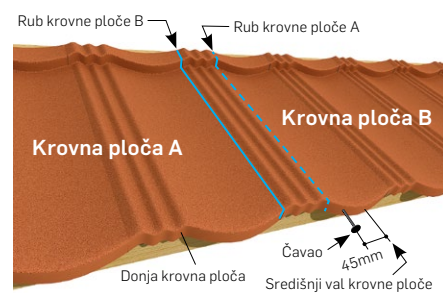
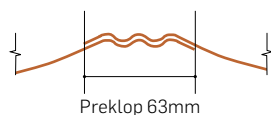
GERARD DIAMANT




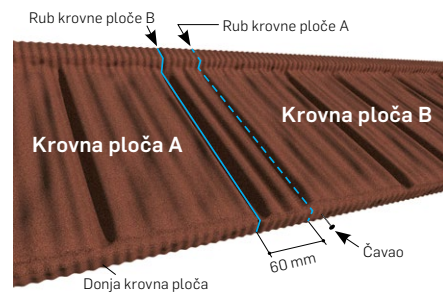
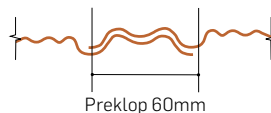
GERARD KLASIK



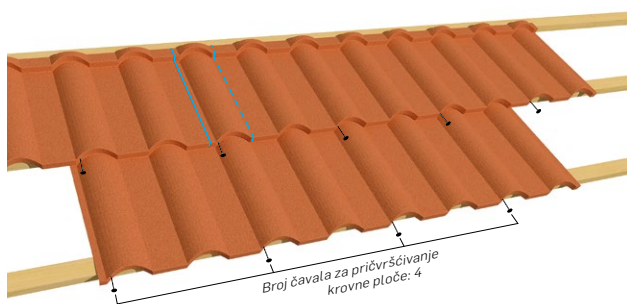
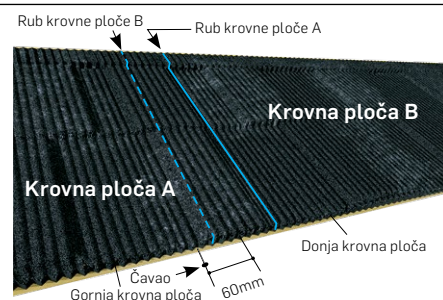

GERARD BIBER



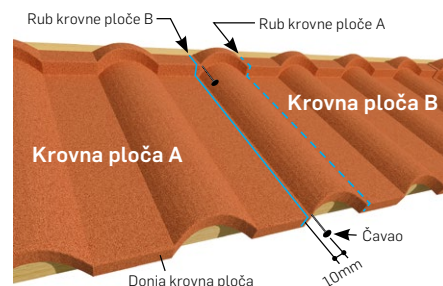
GERARD LIČKA ŠINDRA



GERARD KANADSKA ŠINDRA

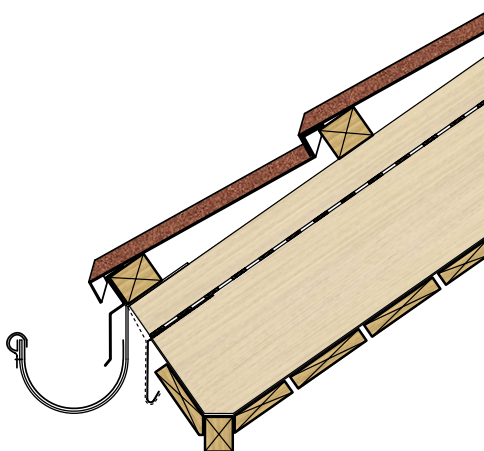


GERARD JADRAN

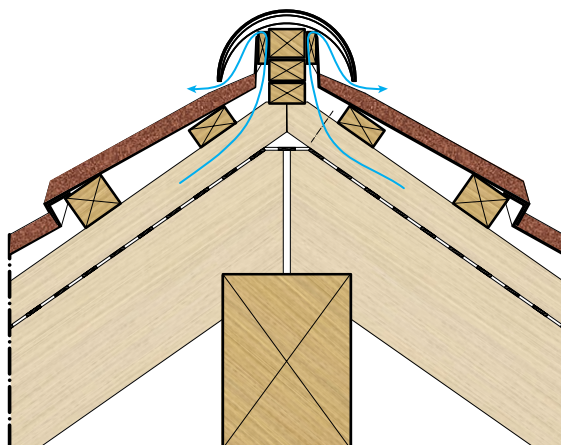


DETAJNI MONTAŽE

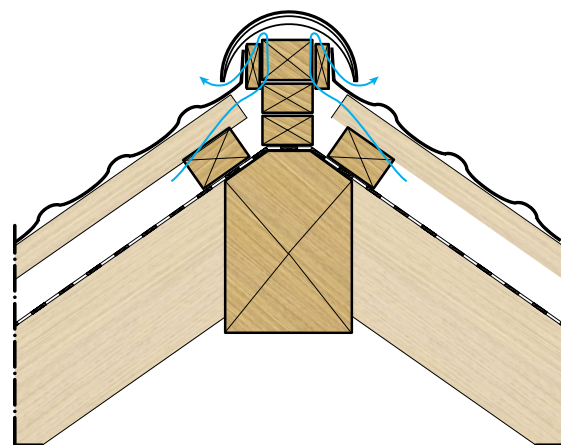
OKAPNI OBRUB



SLJEME

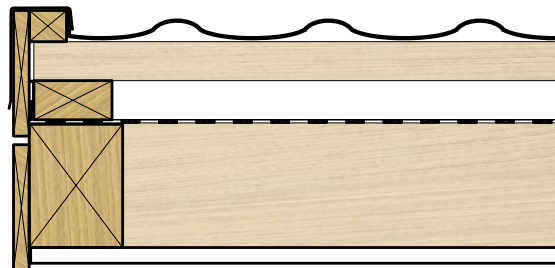


GREBEN

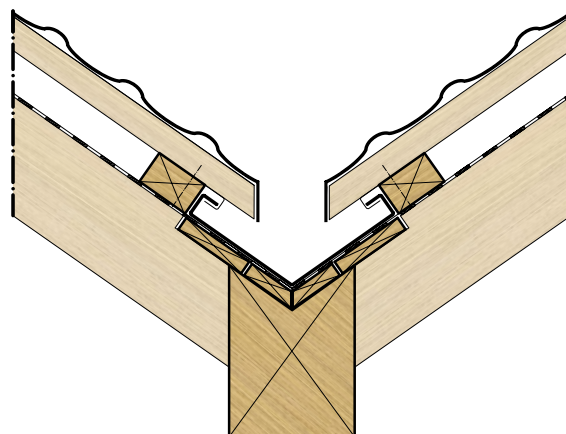


DETAJNI MONTAŽE

ČEONI OBRUB



UVALA



ZIDNI OBRUB (SA STRANE)

